

**A
COMPOSITE
MODERN ENGLISH TEXT-BOOK
CLASS-II**

WRITERS

**Phurailatpam Iboyaima Sharma
Dr. Wahengbam Ibempishak Devi**

SAMAGRA SHIKSHA, MANIPUR
(NOT FOR SALE)



**BOARD OF SECONDARY EDUCATION
MANIPUR**

<p>SAMAGRA SHIKSHA, MANIPUR (NOT FOR SALE)</p>
--

Published by :

The Secretary,
Board of Secondary Education,
Manipur

© Board of Secondary Education, Manipur

Reprint : December, 2018

Reprint : October, 2019

Reprint : February, 2020

Reprint : September, 2020

Reprint : February, 2022

Reprint : December, 2023

Copies : 25,000

Reprint : September, 2024

Reprint : December, 2025

Copies : 13,000

Price : **Rs. 105/-**

Printed at : M/s. Soney Press, Khangabok Bazar, Thoubal, Manipur

FOREWORD

In keeping abreast with the change in the contents, writing and structure of the text-books at national level and in line with the National Curriculum Framework 2005, the Board of Secondary Education, Manipur, has been developing text-books for the schools of Manipur. Since its inception, the Board has been trying to promote education for improving the quality of life in the state.

The text-book in its present form is an outcome of a series of consultations & meetings held with the authors and reviewers. Utmost care has been taken to relate to local context and made suitable for use by students in Manipur. Every effort has been given to make the book holistic and engaging.

I thank the authors and reviewers and all those who have contributed in bringing out the book.

The Board welcomes valuable suggestions for improvement.

S. Jitlal Sharma
Secretary



GANDHIJI'S TALISMAN

“I will give you a talisman. Whenever you are in doubt or when the self becomes too much with you, apply the following test: Recall the face of the poorest and the weakest man whom you may have seen and ask yourself if the step you contemplate is going to be of any use to him. Will he gain anything by it? Will it restore him to a control over his own life and destiny? In other words, will it lead to Swaraj for the hungry and spiritually starving millions?

Then you will find your doubts and your self melting away.”

M.K. Gandhi

Revised and Developed

Naorem Sukumar singh

Dr Ch. Sheelaramani

Editor

Prof. N. Khagendra Singh

Class 2 English

Participates in role-play in English.

One TWO
Buckle My Shoe

Writes short sentences with spacing between words.

Makes requests, uses greetings and polite forms of expression in English.

Sings songs / rhymes with action.

Identifies different sounds in letters / words.

Children learn all these ...

Writes simple words such as 'pen', 'bus', 'ear' 'before' 'between' etc.

Asks questions on things and events around him / her.

Responds to English words, greetings, polite forms of expression.

Identifies characters and sequence of a story.

question

Uses words related to size and shape such as 'big', 'small', 'round', etc

Expresses his/ her opinion about the characters in stories, English / home language/signs.

Responds to questions related to stories, in English / home language / signs orally and through writing.



National Council of Educational
Research and Training (NCERT)
Sri Aurobindo Marg New Delhi 110016

SAMAGRA SHIKSHA, MANIPUR
(NOT FOR SALE)

CONTENTS



Unit I

Lesson 1.	My self	1-2
Lesson 2.	Self-Help	3-18

Unit II

Lesson 3.	Marry Had A Little Lamb	19-20
Lesson 4.	My School and I	21-34

Unit III

Lesson 5.	Billy and Tiger	35-36
Lesson 6.	Two Friends	37-52

Unit IV

Lesson 7.	My Kite	53-54
Lesson 8.	Friends Play Skipping	55-72

Unit V

Lesson 9.	Micky Mouse	73-74
Lesson 10.	The Shop Assistant	75-83

Unit VI

Lesson 11.	Let's Help Each Other	84-85
Lesson 12.	Boys Help Mother	86-99

Unit VII

Lesson 13.	Crossing The Road	100-101
Lesson 14.	The Picnic of My Family	102-111

Unit VIII

Lesson 15.	Acting	112-113
Lesson 16.	Let me grow	114-123

Unit IX

Lesson 17.	Wee Willie Winkle	124-125
Lesson 18.	I am Lucky Enough	126-135

Unit X

Lesson 19.	Now is March	136-139
Lesson 20.	Our Motherland	140-148

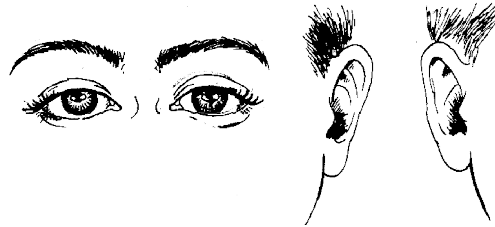
UNIT - I

1



MYSELF

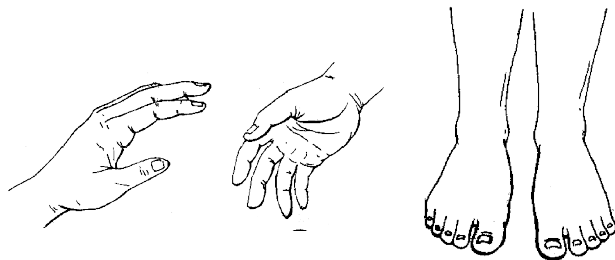
Two little eyes to see,
Two little ears to hear,



Two little lips to smile,
Two rows of teeth to bite,



Two useful hands to work,
Two longer legs to walk,



Only one egg-like head,
O'er all these busy parts
Telling do this, do that.



- * The teacher should recite the poem with appropriate gestures and sound/pronunciation & the children should follow them.
- * Later on, the children should recite the poem on their own.

2



SELF-HELP

Remember only those that you can do yourself:

1. (a) I am a little boy.
(b) I eat food myself.




Eating on time


2. (a) There is a banana.
(b) I eat it myself.




3. (a) There is a bag.
(b) I myself pack the bag.



4. (a) These are dresses for school.
(b) I dress myself for school.



5. (a) She is my mother.
(b) He is my father.



6. (a) They are my friends.
(b) They play with me.



EXERCISES

I. A. Say these words with your teacher:

P	pet	pin	pet
B	bet	bin	bet

B. What do we put in


- | | |
|---------------|----------------|
| 1. an album ? | 1.ph..... |
| 2. the oven ? | 2.p..... |
| 3. a jug ? | 3.w..... |
| 4. a vase ? | 4.f..... |
| 5. a purse ? | 5.m..... |

II. Put the words beginning with a, b and c in the right columns below.


basket	car	album	cat
bag	apple	cap	ant bus

a	b	c


III. Add-r or -er to these words and match them with the correct pictures with lines :



drive



teach



IV. Use *there is* or *there are* in the blanks.

1. two dogs running behind you.
2. a bee in this room.
3. a worm in my apple.
4. nuts on this cake.
5. three books on the table.

V. Look at the pictures and read aloud the sentences given against them :

1. (a) There is a shower.
(b) I bathe myself.



2. (a) There is the tooth brush.
(b) I brush my teeth.



3. (a) There are shoes.
(b) I tie my shoe laces.



4. (a) There is water.
(b) I wash my hands with water.



5. (a) There is a book
(b) I do my homework.



6. (a) There are toys.
(b) I play with my toys.



VI. Fill in the blanks with *am* or *is* or *are*:

1. They good.
2. She good.
3. He good.
4. I good.

VII. Answer the questions and tell about yourself:

1. What is your name ?
2. Where do you live ?
3. What is your father's name ?
4. What is your mother's name ?
5. In which school do you study ?
6. In which class are you reading ?

VIII. Look at the pictures and fill in the blanks:



1. The girl is

2. She is



3. The boy is



4. The girl is



5. She is



WORK SHEET 1

9

KANGLEI CALENDAR 2004						
SAKABDA			CHANDRABAD			
NOVEMBER - 2004						
SUN	MON	TUE	WED	THU	FRI	SAT
			1	2	3	4
5	6	7	8	9	10	11
12	13	14	15	16	17	18
19	20	21	22	23	24	25
26	27	28	29	30		
DECEMBER - 2004						
SUN	MON	TUE	WED	THU	FRI	SAT
31					1	2
3	4	5	6	7	8	9
10	11	12	13	14	15	16
17	18	19	20	21	22	23
24	25	26	27	28	29	30

1. Fill in the missing days or months:


(a) Monday, Tuesday,, Thursday,
....., Saturday,

(b) January, February,,,
May, June,, August,,
October,, December.

II. Write before or after :

1. Sunday comes Monday
2. Thursday comes Wednesday.
3. April comes March.
4. November comes December.
5. We brush our teeth breakfast.
6. We wash our hands
and dinner.

III. Write *your* / *our* / *their* in the blanks:



We are students.


This is village.

These are neighbours.

Those are tractors.

Look at those men. They are milkmen.

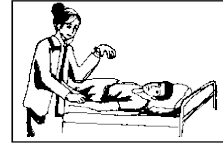
They are taking cows to the shed.



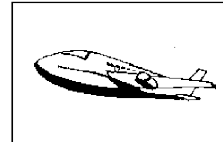
WORK SHEET 2

I. Cross out the wrong word:

1. She is Henthoi. She is a/an doctor.




2. This/These is an aeroplane.



3. That is a/an eagle.



4. Those/That are flowers.



5. My friend has/have a small nose.



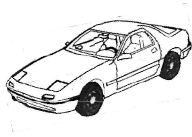
6. The butterfly is on/under the flower.



7. Geeta's hair is long/short.



II. Make new words by joining the picture and the words :



pet:

rain



:



goes:



day:

WORK SHEET 3

Write the following words again and again in the blank columns

bat cat hat

cat map tap

UNIT - II

3



MARY HAD A LITTLE LAMB



Mary had a little lamb.
Its fleece was white as snow;
And everywhere that Mary went
The lamb was sure to go.

It followed her to school one day,
That was against the rules;
It made the children laugh and play
To see a lamb at school.


- * The teacher should recite the poem with appropriate gestures and sound & the children should follow it.
- * Later on, the children should recite the poem on their own.




MY SCHOOL AND I

Answer these riddles:

1. I teach you in school and love you so,
I help you learn and
I help you grow.
I am your



2. In school, together we learn and we play,
and we grow together, day by day.
I am your




3. I water all the plants and make them grow,
I want to care for them, more and more.
I am the



4. I sweep away the dust for you
each day to make your school
clean for work and play.
I am your



5. Be not afraid. By now you should know me.
I guard your school from every foe.
I am your



6. I am your guide,
so sincere and true.
I sit in an office and I love you. I look after
the whole school.
I am your



EXERCISES

I. Complete the following sentences with the words given in the bubbles below:

dog

cow

horse

cat

oxen

1. She plays with her in the garden
2. He feeds his
3. The man is milking the
4. The man from the village drives his bullockcart with.....
5. She rides a

II. Select suitable words from lists A and B and put them together in the blank columns. Use **and**:

Example: bread and butter.

A	B	
hungry	cold	
birds	white	
black	thirsty	
hot	animals	

III. A. Complete the sentences with words given in the bubbles below:

letter

story-book

film

cake

Picture

1. Rina is baking a




2. Bina is writing a



3. David is reading



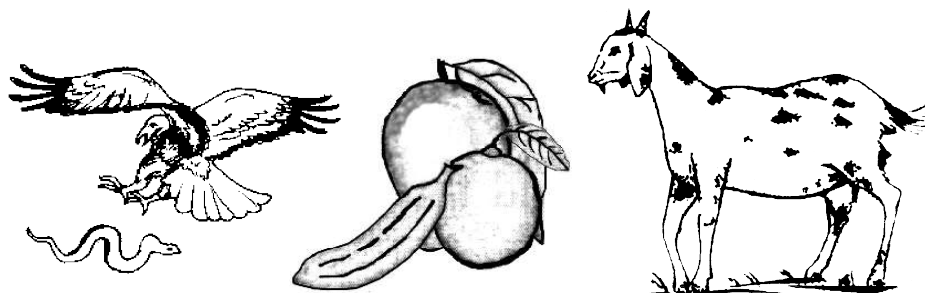
4. Paka is watching a



5. Kamala is drawing a



WORK SHEET 3












Each group has lost a member. Find it in the box and complete the group:

duster	apple	desk	pigeon	November
Tuesday	goat	car	nine	brother
Example :	January	March	June	November
	father	mother	sister
	table	chair	bench
	mango	melon	banana
	eagle	parrot	crow
	truck	bus	jeep
	camel	horse	cow
	teacher	class	blackboard
	one	five	seven
	Monday	Friday	Sunday

WORK SHEET 4

I. Look at the pictures and name them. Three of the pictures begin with the letter A, three with the letter B and three with the letter C. Write under columns A, B and C:

  	  	  
A	B	C

II. Now find nine new words in the text book beginning with D, E and F. Write them below:

D

E

F

.....

.....

.....

.....

.....

.....

.....

.....

.....

III. Say these after your teacher.

seat

sit

feet

fit

sleep

slip

heat

hit






sheep

ship

WORK SHEET 5

I. Match the animals in column A with words in the column B, as shown:

A



B

quack

bray

grunt

hiss

mew

trumpet


neigh

II. Now write sentences as in the example.

Use exercise - I:

Example : Birds sing

Asses	Cats
Ducks	Horses
Elephants	Pigs
Snakes	



III. Select suitable words from the box and fill in the blanks.

eating selling making reading buying

1. The children are potato chips.
2. Now they are sweets.
3. Rani is tea.
4. The shopkeeper is ice-cream.
5. His father is the newspaper.

- IV. A. Add -ing to these words. Notice that from these words we drop the final e:

Example : bake - baking


bake

come


make

write


- B. Fill in the blanks with words taken from the cup:



1. The story is



2. The cups are



3. The roses are



4. The tea is



5. The cake is



C. Say these words aloud:

ir

girl

bird

shirt

dirty

ee

green

wheel

tree

free



WORK SHEET 7

Write the following words again and again in the blank columns

kite	fish	tree

ball balloon box bottle


UNIT-III

5



BILLY AND TIGER

Rita has two pets.
One is Billy, the cat.
It has a nice tail.
The other is Tiger, the dog.
It has nice ears.
Tiger does not like cats.
Billy does not like dogs.
One day Rita gives them milk.
Billy comes to drink it.
Tiger too comes to drink it.
Billy runs away when Tiger comes.
Tiger drinks all the milk and Rita laughs.





TWO FRIENDS

Two friends, Nobin and Chandra were walking through a forest. At that time a bear appeared before them. Chandra turned and fled. He climbed up a tree and sat there, while Nobin remained standing. There was nothing for him to do. So he fell to the ground and acted as if he were dead.

The bear came up to Nobin and sniffed. Nobin even stopped breathing for a while.

The bear sniffed his face, thought he was dead and went away.




When the bear left, Chandra climbed down the tree and said, “ What did the bear whisper in your ear?”

Nobin replied, ‘ Someone who leaves his friend in time of danger is not a friend at all.’”

EXERCISES

I. Read the following:



Billy's tail

Its tail




Tiger's ears

Its ears


II. Fill in the blanks with: *It, She, They.*




..... is Rita.



..... is a dog.



..... is a cat.



..... are animals.



..... is milk.


III. Look at the pictures. Write the names of the animals under the pictures. Choose the names from the box:

monkey


tiger

lion


elephant




.....



.....



.....



.....

IV. Tell what the animals do by filling in the blanks. Choose the correct word from the box:

drinks

eats

runs

jumps



The monkey



The cow grass.



The tiger after the deer.



The cat milk.

V. Answer the questions :

- a) How many pets does Rita have ?
- b) What is the name of the dog ?
- c) What is the name of the cat ?
- d) Do the dog and the cat like each other ?
- e) Who drinks all the milk ?

VI. Join the words and form new words :

rain	+	coat	_____
milk	+	maid	_____
pea	+	cock	_____
basket	+	ball	_____
flower	+	pot	_____
wall	+	clock	_____
sun	+	glass	_____

VII. Complete each sentence by choosing the right word

- (a) Nobin and Chandra were walking through a
(village, forest)
- (b) The bear sniffed Nobin's (nose, face)
- (c) The bear thought Nobin was (dead, alive)

VIII. Fill in the blanks by choosing appropriate words given in the box:

a lion coal a fox a tree blood

1. as tall as
2. as red as
3. as clever as
4. as black as
5. as brave as

IX. Fill in the blanks by choosing appropriate words given in the box:

busy light cool dry fresh

1. as as dust.
2. as as a rose.
3. as as a bee.
4. as as a cucumber.
5. as as air.

X. Say these words with the help of your teacher:

busy	dizzy	puzzle	muzzle	easy
cries	prize	rise	lies	size
zebra	zoo	zero	zigzag	zip

XI. Repeat after the reading of your teacher and write:

chew

plain

invite

.....

.....

.....

wide

suit

fire

.....

.....

.....

XII. Pick the odd word out:

playing

football

running

walking

cats

cakes

ice-creams

buns

calling

shouting

speaking

garden

mouth-organ

boys

girls

children



XIII. Answer the following questions:

- a) Who appeared before Nobin and Chandra in the forest ?
- b) What did Chandra do when the bear appeared ?
- c) What did Nobin do when the bear appeared ?
- d) Do you think that Chandra is a true friend ?

XIV. Cross the odd word out :

Apple	Mango	Papaya	Rose
Milk	Bread	Water	Tea
Tomato	Pea	Meat	Radish
House	Car	Van	Scooter
Tiger	Parrot	Wolf	Elephant

WORK SHEET 7

I. Look at the pictures and write a sentence against each. Use the words in the box.

Follow the example:

teacher

newsreader

photographer

dancer

cricket-player

Example : *I am going to become a painter.*

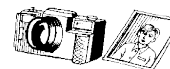
Priya :

Jaya :

Kiran :

Modhu :

Henthoi :



II. What do you want to become ?

.....

WORK SHEET 8

Read the following words:

China	singing	train	aeroplane
running	car	shawl	Shri Lanka
shirt	India	trousers	sari
sleeping	reading	playing	Bhutan
Nepal	bus	Jeans	

A **car** is a means of **transport**.

Running is an action.

China is a **country**.

A **shirt** is an item of **dress**.

Now write the words under the right headings.

Transport	Country	Action	Dress
.....
.....
.....
.....
.....

WORK SHEET 9

Look at the pictures and say why everybody is sad. See the example first:

Example :

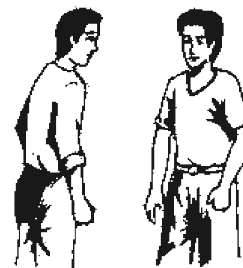
Geeta
the onions. (get)
Geeta did not get
the onions.




1. Linthoi's mother
..... her purse. (bring)
She cannot buy new clothes.



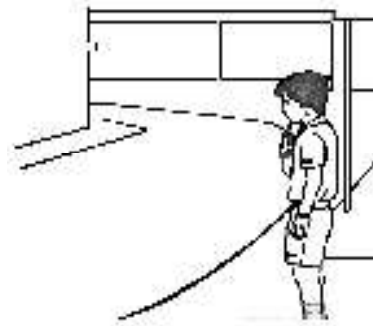
2. Mani well. (play)
His team lost the match.



3. Kulajit his
home work. (do)
His teacher tells him
to do it.



4. Kamal a seat
in the bus. (get)
He is going to school on foot.



WORK SHEET 10

Write the following words again and again in the blank columns

flower pencil candle

Wednesday Thursday

Wednesday Thursday

Friday Saturday.

